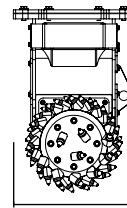
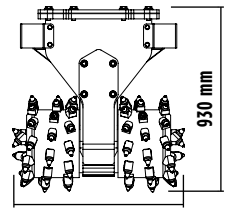


MB-R700

MB[®]
THE CRUSHING EVOLUTION



500 mm



895 mm


930 mm

ACCESSORIES

- RECOMMENDED SPARE PARTS KIT
- FIXED COUPLING
- LOW SET DRUM KIT
- FULL SET DRUM KIT
- DUST SUPPRESSION KIT
- HIGH OIL TEMPERATURE REDUCING DEVICE
- ROCK AND ASPHALT PICK KITS
- 24 MONTHS WARRANTY



SPECIFICATIONS

EQUIPMENT	 ≥ 6 ≤ 13 Ton
RECOMMENDED OIL FLOW (MIN)	110-180 l/min.
INLET MAXIMUM PRESSURE	> 350 bar
DRAIN-OUT MAXIMUM PRESSURE	< 4 bar
OUTPUT TORQUE	5000 Nm
PICK FORCE	19600 N
WEIGHT	0,60 Ton
SPEED/MIN.	80/110 min/max

AREAS OF APPLICATION



TUNNELS

UTILITY
WORKURBAN
JOB SITES

ROAD WORKS

PROFILING
OF ROCKS AND
CONCRETE WALLS

DEMOLITION

EXCAVATION
AND CREATION
OF FOUNDATIONSAGRICULTURAL
AND FOREST
AREAS

The data provided above is not binding, as the manufacturer reserves itself the right to make improvements to its products at any time and with no advance notice. References to excavator weights are approximate and many may be subject to changes.

Rev. 2020 / 07

in f t   

WWW.MBCRUSHER.COM