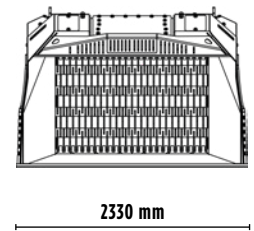
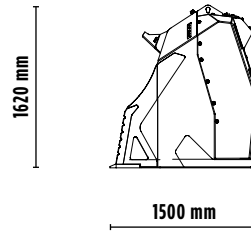


# MB-HDS523



## ACCESSORIES





- SPARE PARTS KIT
- FIXED COUPLING
- SHAFT HOLDER
- RC COMPOST KIT
- RM MIXER KIT
- RE8 FINE SIFTING KIT
- RE16 FINE SIFTING KIT
- RQ20 MEDIUM SIFTING KIT
- RQ50 MEDIUM SIFTING KIT

## SPECIFICATIONS

EQUIPMENT	 $\geq 30 \leq 45$ Ton
LOAD CAPACITY	2,00 m <sup>3</sup>
DIMENSIONS	2330 x 1500 x H 1620 mm
PRESSURE	> 250 bar
WEIGHT	3,35 Ton
OIL FLOW	230 l/min.

## SHAFT KITS

\* shaft in closed position

KIT	SETTINGS	APPLICATION
 RC COMPOST KIT	36,5* mm	Crushing brushwood and wood trusses   Composting
 RM MIXER KIT	-	Soil Aeration   Compost aeration   Breaking down charcoal   Crushing glass   Crushing drywall
 RE8/RE16 FINE SIFTING KIT	8,5/16 mm	Sifting damp/dry soil
 RQ20/RQ50 MEDIUM SIFTING KIT	20/50 mm	Sifting damp/dry soil   Soil aeration

## AREAS OF APPLICATION



The data provided above is not binding, as the manufacturer reserves itself the right to make improvements to its products at any time and with no advance notice. References to excavator weights are approximate and many may be subject to changes.

Rev. 2021 / 05



WWW.MBCRUSHER.COM