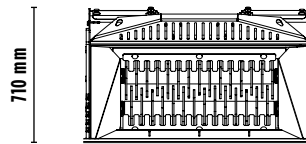


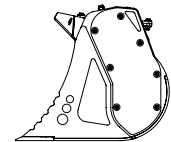
MB-HDS212

MB
THE CRUSHING EVOLUTION



710 mm

1220 mm



815 mm

ACCESSORIES

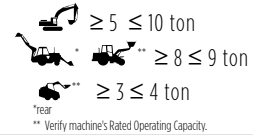
- RQ20/RQ50 SIFTING KIT
- RM MIXER KIT
- RE8/RE16 FINE SIFTING KIT
- RC COMPOST KIT
- SHAFT HOLDER
- 24 MONTH WARRANTY

TECHNICAL FEATURES

RECOMMENDED EXCAVATOR

RECOMMENDED BACKHOE LOADER* / LOADER**

RECOMMENDED SKID STEER LOADER**



LOAD CAPACITY

0,15 m³

DIMENSIONS

1220 x 815 x H 710 mm

PRESSURE

> 200 bar

OIL FLOW RATE

* $\geq 75 \leq 100$ l/min.

* The value of the hydraulic flow rate must be reached alongside the required operating pressure.

WEIGHT

0,48 ton

SHAFT KIT

* shafts in closed position

KIT	* ADJUSTMENT	APPLICATION
 RQ20/RQ50 SIFTING KIT	20/50 mm	Sifting damp/dry soil Soil aeration
 RM MIXER KIT	-	Soil Aeration Compost aeration Charcoal reduction Glass reduction Drywall reduction
 RE8/RE16 FINE SIFTING KIT	8,5/16 mm	Sifting damp/dry soil
 RC COMPOST KIT	36,5 mm	Shredding foliage and small branches

APPLICATION AREAS



The data below is not binding, and the manufacturer reserves the right to make changes and improvements to its products at any time and without notice.

Rev. 2022 / 03

in f t You Tube you ru

WWW.MBCRUSHER.COM