"NON INTERPRETARE IL DISEGNO : SE AVETE DUBBI CHIEDETE / *DO NOT SCALE THIS PRINT - PLEASE INQUIRE IF THERE ARE QUESTIONS*"

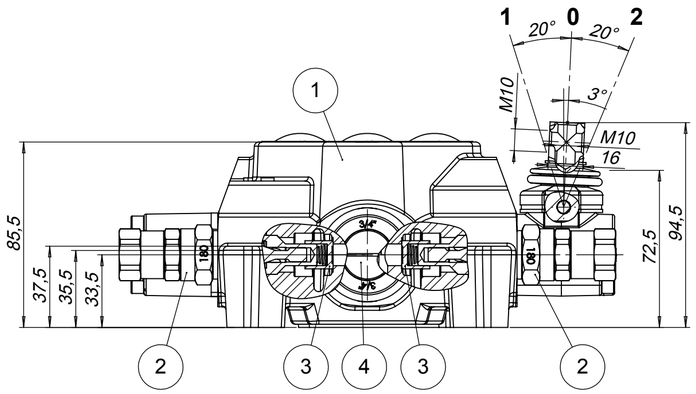

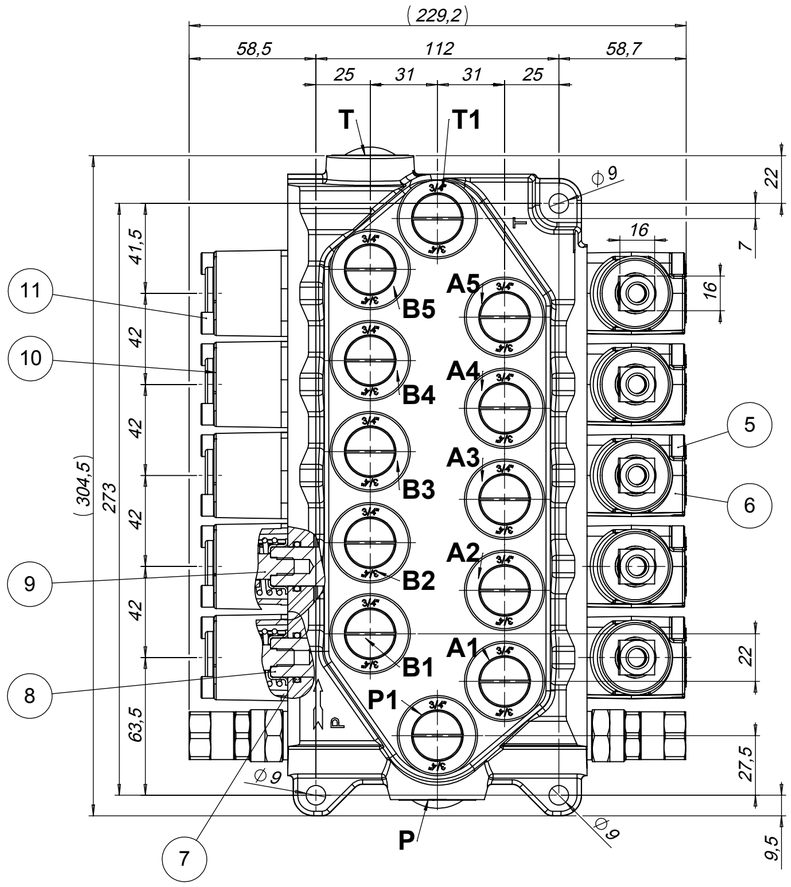

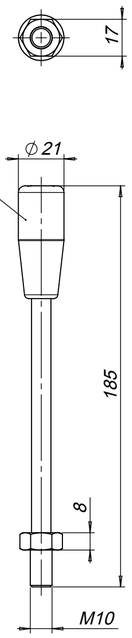

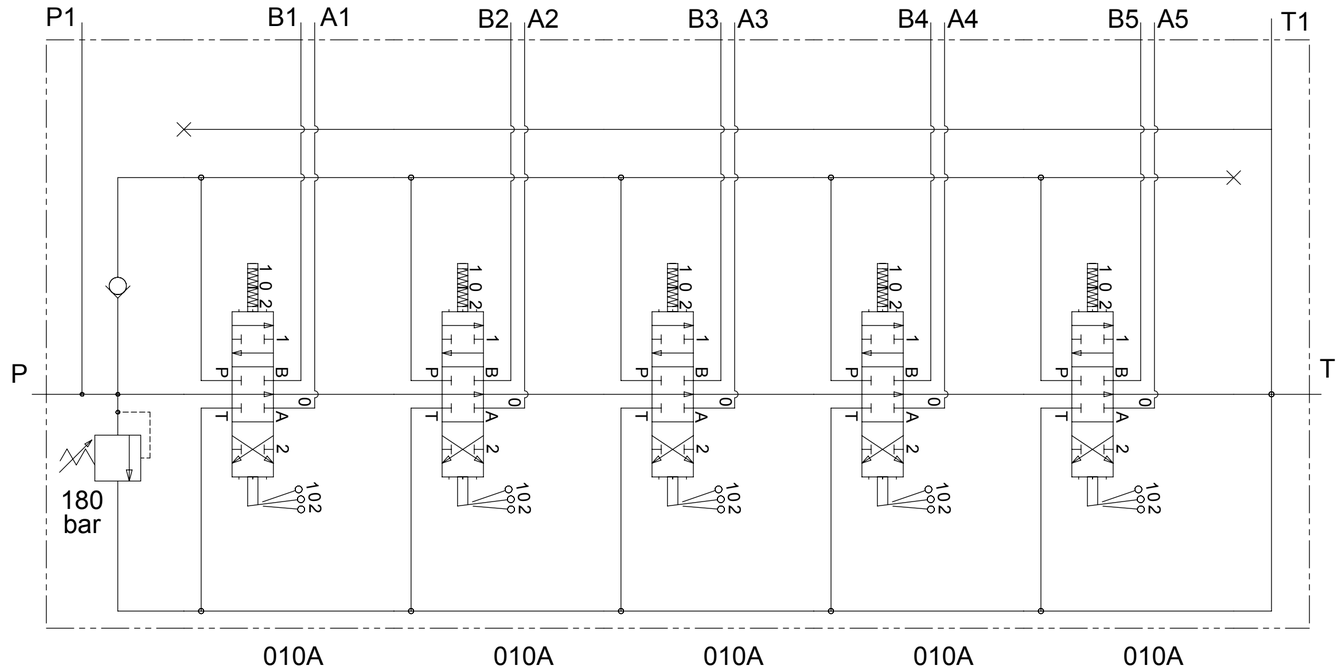

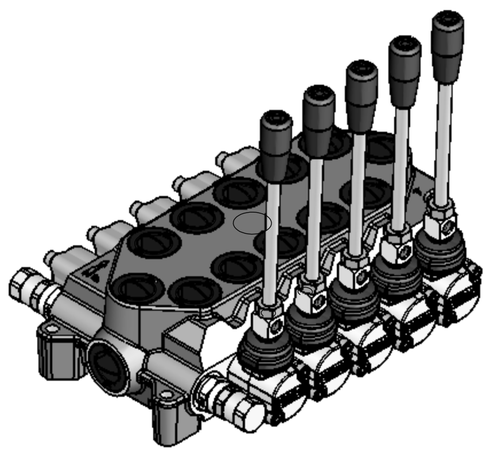

SCALA (1:3)

N.	Codice / *Code*	Q.tà / *Q.ty*	Descrizione	*Description*
1	DO4R5FFFFF0NNN001L	*1*	LAPPATO DN85/5 3/4G PP1TT1	*FINISHED DN85/5 3/4"GAS PP1TT1*
2	DOWPD00M20180	*2*	CARTUCCIA VMP A CAPUCCIO TARATA A 180 BAR	*RELIEF VALVE*
3	DOWUS00D13001	*2*	KIT VNR PER ML E DN85	*CHECK VALVE ML DN85*
4	DO38561034	*14*	TAPPO SALVAFILETTO DA 3/4"G	*PLUG 3/4"GAS*
5	DO390100604501	*10*	VITE TCCE 6X45 UNI 5931 8.8 ZNC	*SCREW M6X45 UNI 5931 8.8 ZNC*
6	DO57010223	*5*	KIT PORTALEVA DINOIL P.40-42 2FORI F.C.	*LEVER KIT (PITCH 40-42mm)*
7	DO350B17086NBR60	*10*	OR DF2,62 DI17,86 NBR 60SH	*OR DF2,62 DI17,86 NBR 60SH*
8	DO2922CM01000	*5*	SPOLA C.1 PER DN85 70-100 l/min. / SPOOL C.1 PER DN85 70-100 l/min.	*SPOOL DN85 CIRCUIT 1 70-100 lt/min.*
9	DO580800A02	*5*	KIT POS. A PER DN85 C.8MM	*DN85 SPOOL CONTROL 0A STROKE 8mm*
10	DO277110201	*5*	PORTAPOSIZIONATORE IN ALLUMINIO	*END CAP, SPOOL CONTROL*
11	DO390100604001	*10*	VITI TCCE 6X40 UNI 5931 8.8 ZNC	*SCREW M6X40 UNI 5931 8.8 ZNC*
12	DO535118002	*5*	KIT LEVA M10x180mm	*LEVER M10 L.180mm*

Rev.	Descrizione / Description	Data/Date	Disegnato/Designed by
2	*INDICATE LEVE A CORREDO ED ESEGUITO DISEGNO 3D*	*06/03/2015*	*S.GALVAN*

DESCRIZIONE / *DESCRIPTION*

DN855 010A 010A 010A 010A 010A
DN855 010A 010A 010A 010A 010A

UTENZE *PORTS*	FILETTATURA *THREAD*	COPPIA DI SERRAGGIO *TIGHTENING TORQUE*	TAPPI DA RIMUOVERE PRIMA DELL'USO *PLUGS TO BE REMOVED BEFORE USE*
PP1TT1 A - B	3/4"GAS ISO 1179	150 - 160 *Nm*	DO38561034

BONDIOLI & PAVESI DINOIL

PRODOTTO FINITO *END PRODUCT* 20/18/13 ISO FDSI 4406.2 1999

FOGLIO / *SHEET* 1

SCALA / *SCALE* 1:2

DERIVATO DA / *DERIVE FROM*

CODICE / *CODE* DO6DR5BFCCZ180001

REV. 2

REPRODUCTION NOT PERMITTED ALL RIGHT RESERVED
TOUTE REPRODUCTION NON AUTORISEE EST INTERDITE
VIETATE LE RIPRODUZIONI NON AUTORIZZATE